

OFFICIAL PUBLICATION OF THE EAST VALLEY MODEL T FORD CLUB

May 2012

Volume 9, Issue 5

CALENDAR OF EVENTS

May 2012

- 12 Musical Instruments
Museum Tour, 8:00 AM
- 17 Chandler 100th Celebration
4:30—6:30 pm
- 17 General Meeting, 7:00 PM,
Berge Ford, US 60 & Mesa Dr.
- 19 Chandler Bash of the Century
4:00—10:00 pm

June 2012

- 16 Breakfast Meeting, 8:00 AM,
hosted by Nissle's

July 2012

- 21 Breakfast Meeting, 8:00 AM,
hosted by Linney's

August 2012

- 18 Breakfast Meeting, 8:00 AM,
hosted by Elms



A 95th Birthday ride for Myrtie McDonald
Of Gold Canyon in Joe's 90 year old
CenterDoor.
*Happy Birthday, Myrtie, with many more to
come!*



PRESIDENT'S MESSAGE*By: Claudia Linney*

I would like to thank everyone for coming out on a very warm day to the Bryce Thompson Arboretum. That was the first time I have ever been there, it was very pretty. Even though it was HOT for this time of year, I think everyone who attended had a great time. I would like to thank Ruthann Elms for putting it together for us.

Well, the T's go in to hibernation in Arizona and come out of hibernation in other parts of the country. It would be great if our club was represented at some of the National Tours being put on this year. If you're planning on attending some, it would be great if you could write an article and send pictures to us back in the heat so we can live through your trip.

I would also like to thank you all for being patient and understanding with me as my life is very crazy and I tend to forget things, so thanks for keeping me on my toes. And thanks to the board members for pulling up the slack.

Have a great summer and don't forget those breakfast tours.

MARCH 18—GILBERT MODEL T WEDDINGS!*By: Steve Nissle*

As you know we get calls from brides or their fathers to ask if our club could provide a model T for their wedding. I have volunteered for a few of these excursions and had a great time being the driver. Our latest wedding event was scheduled for Sunday, March 18th.

I spoke with the bride's father a few times and made the arrangements. I was going to drive my touring to their home in South Gilbert, pick up

the bride, her mother and father and drive them to the hotel near the San Tan Mall. The week of the wedding the weather report was rain! By Wednesday we had decided that a touring in the rain is not going to work!

At our March meeting, which was just 3 days before the wedding, I asked for a volunteer for a closed car. Jack Forsell said "you can use my 24 fourdoor". I thought that he would be the driver but he said "you can take it". OK. The next problem was trailering his T to South Gilbert. We decided that using Jack's enclosed trailer would be better than my little open trailer. Sooooo, this is the way we did it.

Saturday, March 17th I drove to Bill Allen's, that's where Jack's trailer was. Jack met us there with his T, we loaded it in the trailer which was hitched to Bill's truck because my car was too small to pull it! Whew! I took that home and the next day, in the rain, drove to the San Tan hotel.

I found a good open field to pull the entire rig onto, unloaded Jack's fourdoor and drove about 8 miles to the bride's home. It was beautiful outside and the moment the bride saw the car she was ecstatic! She had dreamed of a model T wedding since she was a little girl! The weather cleared for the time we had loaded the family and the drive to the hotel. The ride was absolutely perfect! The hotel had a large overhanging entry which I dropped off the bride and her parents and left the car for the duration of the wedding and reception.

I finished the day by joining the party, having dinner and then taking the bride and groom for a late night drive around the area for 15 minutes and then back to the hotel!

What a great day despite the rain. It was a joy to drive such a perfect car as Jack's restored T. It starts and drives like a dream! A testament to Jack's expertise as a restorer.

Thank you to Jack and Bill for making the last minute switch to accommodate a truly grateful bride and parents!

APRIL 18—TEMPE
A HISTORY LESSON at
CORONA DEL SOL HIGH SCHOOL

By: Austin Graton

In the early morning hours of April 18, four Model T enthusiasts departed their residences to show their cars and talk about them with several classes at Corona High. I arrived at 7:15 AM and already there were three others ahead of me in the display area. Dave Veres was first in his Coupe, George Elms next with his Roadster and John Peterson was in the traffic just ahead of me with Jan's Tudor. I left Apache Junction at about 6:00 AM and with a stop for gas en-route arrived at my destination at 7:15 for a total one way trip of 32 miles. Not too bad in rush hour traffic!!

Our sponsor, Lowell Brown a history teacher, had the donuts, coffee and bagels ready when we arrived. He really takes good care of us. Several of us have been coming here annually for about four years. Lowell has a fairly extensive worksheet he provides to his students for them to find answers to a variety of questions based on discussions with the drivers and their observations of the cars. I believe we had five of Lowell's classes and two classes from another teacher. We had probably about 200 students in all with some of them showing and expressing genuine interest in the Model T. For many it was a real revelation as to how the Model T was constructed and the lack of human comfort items within. However several remarked about how comfortable the seats were, especially the rear seat in my Tudor.

As we were there until after the noon lunch break for one afternoon class, Lowell bought our lunch in the staff cafeteria. I suspect all that he provided to us comes out of his own pocket as he is one of our true supporters. The school newspaper photographer was out taking pictures, so I will find out from Lowell if there was an article in the school paper about our visit.

I believe this is a very worthwhile event to take place in as it provides an opportunity to influence young people who are at or near an age when they may be able to become involved with our hobby.

APRIL 21— SURPRISE
BOYCE THOMPSON ARBORETUM TOUR

By: Dave Veres

We had a nice tour to the Boyce Thompson Arboretum. There were about 15 that showed up at the event including Ronnie Johnston of Superior and Jim Huggins of Kearny. We arrived around 10 AM and departed around 3 PM.

After the guided tour we ate our picnic lunch in the shade of one of the thousands of varieties of trees. They have over 5000 varieties of trees and plants in this Arizona State Park.

LOCAL CLUB EVENTS

WELCOME—NEW MEMBERS

Randy Walker, Mesa

Bill Leslie, Show Low

Myrtie McDonald, Gold Canyon

First Honorary Member at 95 years old

We hope you can join us in many future events and tours.

GENERAL MEETING REFRESHMENTS

Refreshments will be provided by:

May 17th—Downs & Griffins

HEALTH & WELFARE

Jan Peterson would like to thank the Elmses, the Downs, and Steve Nissle for the cards and Steve's flowers. It is a wonderful feeling to know others are praying for me and care.

SPECIALTY SERVICE PROVIDERS


Steve François has compiled a list of unique service providers for future reference for club members. If you have found a business which has done satisfactory work for you and you would like to share the name of that business and their specialty, please contact Steve.



**MAY 12—SCOTTSDALE
MODEL T TOUR of the MUSICAL INSTRUMENT MUSEUM**

Come join the East Valley Model T Club's Tour of the Musical Museum on Thursday, May 12th. The hours on Saturday are 9:00 am to 5:00 pm. On Saturday there is a guided group tour starting at 10:00 am. Guided tours are free with the cost of admission. Admission is \$15.00 for adults and \$13.00 for seniors, \$10.00 for children aged 6-17. The guests are given wireless headsets to wear throughout the museum.

The Museum is located at 4725 East Mayo Blvd. We will meet at Target on Baseline Rd. in Tempe at 8:00 am and leave at 8:30 am. From Baseline Rd., turn right at the first light onto McClintock Drive, north to Haydon Rd., turn left onto Scottsdale Rd. Turn left onto E. Mayo Blvd. Because of the distance, you might like to go modern. If you would like to go modern, take the 202 to the 101 to Mayo Blvd.




HAPPY 100th BIRTHDAY CHANDLER!
 Thursday, May 17th, 4:30—6:30 pm
 City Hall Plaza, 175 S. Arizona Ave
 FREE!
<http://www.chandleraz.gov/default.aspx?pageid=522>

CHANDLER BASH OF THE CENTURY!
 Saturday, May 19th, 4:00—10:00 pm
 Tumbleweed Park, 2250 S. McQueen Rd
 FREE!

****CHECK OUT THIS WEBSITE**
For a schedule of events, a write up about EVMTFC and a picture of Dave and his car!
<http://www.chandleraz.gov/default.aspx?pageid=524>

**** WATCH YOUR E-MAIL FOR MORE INFORMATION ABOUT CLUB PARTICIPATION!**



1912-2012
100
CHANDLER
ARIZONA
Centennial

East Valley Model T Ford Club (EVMTFC) MEMBERSHIP DUES

Applications for membership may be printed from our website at:

<http://evmtfc.com/EVMTAPPL.pdf>

Dues are \$20 per year and include all family members.

Please make payment by check payable to East Valley Model T Ford Club. Submit application in person at any member meeting or mail it to: David Veres, Treasurer EVMTFC, PO Box 24502, Tempe AZ 85285.

NATIONAL EVENTS



MODEL T FORD CLUB OF AMERICA

The East Valley Model T Ford Club is a Chapter of the Model T Ford Club of America. At least **50%** of our members must be members of the national club to keep our free liability insurance. Membership in the MTFCA includes six issues of *The Vintage Ford* and a vote for the Board of Directors. Dues are \$35 annually. Life memberships are available. Payment may be made by check, credit card or PayPal.

Limited Edition Postcards exclusively from the Model T Ford Club of America are available.

The focus of the forum is to provide a place where questions and answers regarding the history, maintenance and restoration of the Model T can be shared.

The Model T Ford Club of America
PO Box 126
Centerville IN 47330-0126
Phone: 765-855-5248
Fax: 765-855-3428
E-mail: admin@mtfca.com
Website: www.mtfca.com



JUNE 17-22—LINCOLN, NE **MTFCA National Tour** **Heartland of America "T" Tour**

Hosted by the Nebraskaland Model T and Antique Car Club. Headquartered at Country Inn and Suites, 5353 N. 27th Street, Lincoln, NE 68521. 1-800-596-2375. Be sure to mention Heartland of America T Tour when booking your room for a very special rate.

Tours will include: A visit to a Pony express Station, Arbor Lodge, A living history farm, Museum of American Speed, University of Nebraska Tractor Test Lab, Homestead National Monument, Strategic Air and space Museum and much more. We will travel the back roads of Southeast Nebraska viewing some of the most productive crop land in our country. See where the Pony Express Riders traveled. Discover the Oregon and Mormon Trails. Learn about homestead life and the difficulties they endured. It's our history, re-live some of the past as we visit a living history farm. We will see how we went from horse and buggy to landing on the moon. The Model T fits in there very nicely as a very important part of our transportation history. All this and more make plans now to join us in the Heartland of our nation!

Car & Driver \$300 - Passenger \$200.
LIMITED TO 100 CARS.

Additional information including a Registration Form and Inspection Form can be found on the website at:

www.heartlandofamericattour.com
Registration info: Mike or Beth Vaughn,
967 S 176th St, Lincoln NE 68520
Phone: 402-781-9359
E-mail: mike@mavaughn.cnc.net

A MAN AND HIS T*By: Jack Forsell*

My Model T story starts in 1926. When none of the farmers in our area had tractors, let alone trucks, my Grandfather bought a brand new 1926 TT Ford and was hauling his grain and livestock to market in Kerkhoven, MN, approximately 10 miles from our farm. All other farmers in our area were hauling with horses and wagons. Don't you think he was the talk of the neighborhood.



The cab and box were made by a company named Viking Commercial/ Farm Bodies and Cab Company. Don't exactly know where they were located. Most likely in Minneapolis or St Paul.

Although Ford was making steel enclosed cabs for the TT by this time, my Grandfather ordered a wood cab because he thought wood was better than steel. The

box was made for hauling grain, but the boards could be spaced for hauling livestock. There also is a tie down ring on the floor for tying down livestock when you would haul them to market. There's a story of how nervous my Grandpa was when he hauled a big bull in the truck.

My mother remembers going to town with Grandpa. There was only room for two on the seat so they rode with the doors open and she sat on the floor with her feet on the running board.

My first recollection of the truck is when I was very young. I was going to town with my dad and we met Grandpa on the road going home after selling a load of grain. He also used the truck for hauling hogs and cattle.

The truck had limited use in the later years. My Grandpa farmed until 1949 (the last license plate was 1945 that I still have). The truck was more or less put to pasture, only used on the farm to haul grain from the threshing machine to the grainery.

About 1955, my cousin, Bruce, and I got interested in the old truck standing in a shed just wasting away. So we decided to get it running.



Somebody showed us how to test coils with a battery and we discovered that only one coil buzzed. We eventually saved enough money to order the coils from Montgomery Ward. They were \$3.00 a piece. We installed the coils, bought a hot shot battery, aired up the tires, and put in gas. We were good to go, so we thought!! No such luck. We couldn't get it started. So we pulled it with my Grandpa's 1938 B John Deere and got it going.

My Grandpa's farm was ½ mile long and had a field road right down the middle. From then on our entertainment was driving the Model T as fast and hard as we could up and down the field road.

The radiator was leaking so my Grandpa's fix was to go the chicken coop and get an egg, crack it and dump it in the radiator. Grandpa said "we'll give it an egg." I can't say that this was a permanent fix!!

In 1958, I drove the truck to Sunburg for Minnesota's Bi-Centennial parade. There was a band in the truck box playing music to entertain the crowd. After that, the truck was left standing in Grandpa's shed, neglected again.

In 1966, the farm was rented out. The truck got pulled out of the barn and parked in the woods. I went to the farm with my race car trailer and rescued the truck, bringing it to my dad's farm.

When my Grandpa passed away, the truck was willed to Bruce and me and I bought his share.

In 2001, we had a T Totaler's Club work meeting at our house. After the meeting, I had a pile of parts on my shed floor which was the beginning of the restoration of my truck. Three years later, starting from the ground up, it is now on the road.

After I completed the restoration, I took it to the nursing home where my mother resides. The male residents came outside and were fascinated with the truck which gave them nostalgic memories of yesteryear. One gentlemen was 100 years old. He looked under the hood, told me all about the Warford transmission and said "I bet I could still drive this truck".



Needless to say, I was an absolute hit with the elderly ladies, looking thru the window, telling each other their fond memories.

In 2006, Laraine and I took our first 50 Mile Model T Club tour and ended up in the rear of the pack all day. We decided if we were going to be serious Model T tour enthusiasts we would have to buy a car that would keep up. Thus our 1925 Fordor.

Now our truck is mainly used for parades and an occasional joy ride around the neighborhood.

RECIPE OF THE MONTH*By: Nancy Diehl***HARVARD BEETS***Here is the recipe I use for Harvard beets.
It's from Better Homes and Gardens.*

- 1 1-pound can (2 cups) beets
(or fresh cooked beets can be used)
- 2 tablespoons sugar
- 1 tablespoon cornstarch
- 1/4 teaspoon salt
- 1/4 cup vinegar (I use cider vinegar)
- 2 tablespoons butter or margarine

Drain beets, reserving 1/3 cup liquid. In saucepan combine sugar, cornstarch, and salt. Stir in reserved beet liquid and vinegar and butter. Cook and stir till mixture thickens. Add beets, heat through. Serves 5.

ORANGE BEETS

In saucepan combine 3 tablespoons sugar, 1-1/2 tablespoons cornstarch, and 1 teaspoon salt. Slowly stir in 1/2 cup orange juice; cook and stir till thick. Add 1 tablespoon butter and one 1-pound can sliced beets, drained. Heat through. Makes 4 servings.

HARVARD BEETS*This recipe comes from a cookbook given to me from my grandmother. The cookbook is called Woman's Home Companion and was published in 1944.*

- Beets, home cooked or canned, sliced or diced,
2-1/2 cups (No 2 can)
- Sugar, 1/3 cup
- Cornstarch, 2 teaspoons
- Vinegar, 1/4 cup
- Beet liquid or water, 1/4 cup
- Butter, 1 tablespoon

Drain beets, reserving liquid. Combine sugar and cornstarch, stir in vinegar and beet liquid or water; stir over low heat until thickened.

Add beets and butter; heat. Makes about 5 servings.

CLASSIFIED ADVERTISING -FOR SALE

Assorted Model T parts such as hogs heads, heads, front & rear ends, frame, Model A crankshafts, etc. Call Austin at 480-288-0695.

1966 Mustang V/8 Coupe, A Code, Restoration started. \$5,400.

1964 Ranchero 6 Cylinder, Restoration started. \$4,600.


1953 Ford Victoria, 80% restored. Coronado Kit, Wide White Walls, Skirts. \$8,500.

I have various Model T parts for sale.
I'm looking for 1915/1916 Model T fenders.

Call Steve Francois at
480-946-3590 or 480-612-3603.

1924 Model T Speedster. Collen Varnson, House #23, 2055 Apache Wells Condos, McKellips & 56th St. Call 701-330-8651.

1915 Model 80 Vin #771. It runs well. New magneto & carburetor rebuilt. It smokes some, has an oil leak & the clutch jumps, the radiator has a leak in the drain petcock. Repainted in the 50's, still very presentable. Interior is original. It has accessory spot light, compression whistle and exhaust cut out. The windshield tilts forward and rests over the top of the hood.
Car in Essex, CT \$19,500 OBO



Bruce S. MacMillian
8 South Winds Dr
Essex CT 06426
860-767-2522
bmacmillian@gmail.com

FUTURE EVENTS AND TOURS

To all members—make your desires known—sponsor an event—you don't have to do it alone, there are others who are willing to help. Think up something fun you want to do and let the rest of us enjoy it with you!!

This is a family club where the more that participate, the more fun it is. Bring your ideas to the next meeting. Remember, even if you don't have a T, we like you to participate. Many times others have available seats and are willing to have others ride along.

FOR ALL YOU CAR BUFFS....

Some Great Websites:

<http://www.komonews.com/news/local/New-museum-celebrates-Americas-love-affair-with-the-car-134569683.html?tab=video>

<http://www.lov2xlr8.no/brochl.html>

<http://forums.aaca.org/f169/437-actual-miles-279523.html>

Thank you to our advertisers. A special thank you to Berge Ford for allowing us to hold our monthly meetings at their location.



"We Take Care Of Our Neighbors."



www.bergefords.com • Phone (480) 497-1111
460 East Auto Center Drive • Mesa, Arizona 85204-6500

ARIZONA MODEL A, L.L.C.

- NEW PARTS
- USED PARTS
- SERVICE
- RESTORATION
- HOUR: TUES-FRI 9-12, 1-5
- SAT & EVES BY APPOINTMENT



SAMUEL P. GUTHRIE

15838 S. GILBERT RD., CHANDLER, AZ 85225
(480) 782-0266

EVMTEC OFFICERS

Claudia Linney, President
480-560-6150 (Board Member)

Steve Nissle, Vice President/Membership
480-226-6883 (Board Member)

Bert Diehl, Secretary
480-325-6308 (Board Member)

Dave Veres, Treasurer
480-897-2209 (Board Member)

Austin Graton, Past President
(2008-2011) 480-288-0726

OTHER ASSIGNMENTS

Dolores Stolinski, Historian
480-986-0711

Jan Peterson, Health & Welfare/
Smiley Person 480-969-0695

Mel & Lorie Poppe, Editor
402-984-6381

Joe Fellin, Co-Editor
480-288-6463

Ruthann Elms, Tour Chairman
480-831-0835





Steve Nissle driving Jack Forsell's '24 Fordor in the Kailani Wedding Party - March 18, 2012



A History Lesson at the Corona Del Sol High School, Tempe - April 18, 2012



A visit to the Boyce Thompson Arboretum - April 21, 2012



Our Team at the Arboretum - April 21, 2012



History in the making ...
Dave's '24 Coupe jump starting Jerry's 2005 GMC

