

**OFFICIAL PUBLICATION OF THE EAST VALLEY MODEL T FORD CLUB**

**March 2014**

**Volume 12, Issue 3**

**CALENDAR OF EVENTS**

**March 2014**

- 8** AJ Tractor Show
- 15** Ruckstell Clinic-Ken Henry
- 20** General Meeting, 7:00 p.m.  
Berge Ford, US 60 & Mesa Dr
- 22** Tech Clinic-Tim Barnett

**April 2014**

- 4-6** Prescott Tour  
Arizona's Model T Ford  
Roundup
- 16** General Meeting, 7:00 p.m.  
Berge Ford, US 60 & Mesa Dr

**May 2014**

- 15** General Meeting, 7:00 p.m.  
Berge Ford, US 60 & Mesa Dr



Joe Fellin receives  
2014 Walter Rosenthal Award



**PRESIDENT'S MESSAGE***By: Steve Nissle*

A huge congratulations to Joe Fellin for receiving the Model T Ford Club of America's Rosenthal Award! We are proud of all the time and energy Joe has given and shared with our EVMTFC and know that National feels the same!



It was so great to see you all at our February meeting! What a super group we have! Welcome to our new members Tim Barnett, J. & Lou Walker and Jim & Barb Thyr.



We had a fabulous turnout for the Lost Dutchman days parade! 12 Model T's, 2 model A's and a beautiful '39 Ford. Thank you Larry & Sandy Hart for hosting the early meeting place with donuts and coffee included, and then for hosting us all back again after the parade for potluck!

We are firing up our T's again in March for the AJ Engine and Tractor show on the 8<sup>th</sup>. This is always a really fantastic event with pop pop motors going, tractor pull, lots of stuff for sale, a tractor/model T Parade and our own chuck wagon chow! Best of all, great friends! See you there!



Our April Prescott tour is shaping up to be a real full weekend of mountain touring, good friends and good food! I am excited to see a large group of T's from all over Arizona getting together! Thanks Austin Graton, Jerry and Joyce McKinney and Steve Francois for all the time and effort in putting this together! If you haven't booked your hotel yet, I suggest you do so to get the best rates and availability.

Check out the calendar for all the details of these events, clinics and future club activities.

See you all at our next round up!

Keep on driving! ~Steve





**JANUARY 26 - CASA GRANDE; BLUEGRASS FESTIVAL**

*By: Sandy Hart & Photos submitted by: Bob & Susan Stone*

Our plan was to travel to the festival on Friday, but when we got up it was really cold. We didn't think it would be much fun, so we postponed until Saturday which was much nicer. Bill and Kae Allen in their Roadster and Bob and Susan Stone in their Touring met at the Hart's where John and Lorna Jackson in their Touring and Larry and Sandy Hart in their Touring waited. We headed south on Ironwood. We made a stop at Dunkin Donuts for drinks and goodies, then on south to San Tan Valley where we picked up Ben and Wanda, friends of John and Lorna's. Then it was on to the festival.



We enjoyed looking at the old cars, the train exhibit, the quilts and listening to lots of bluegrass music. While there we saw Dale Guenther who had come without his car. Everyone enjoyed lunch from one of the many vendors on the site.

As we headed back, it was time for another stop. This time at the ice cream shop. The employees were really happy to see us and our cars. Bill gave a ride to a man who saw the cars and stopped to have a look. We then traveled on home. Great day out traveling in our cars.



**February 1 - PHOENIX; MOTORING THRU TIME**     *By: Steve Nissle*

Every February the City of Phoenix parks and recreation department sponsors “Motoring Through Time”.

It is a free to enter and free to attend car show that highlights cars, trucks, trailers, motorcycles, fire engines and about any other vehicle that moves! It takes place at Heritage Square, a historic Victorian restored street in downtown Phoenix. There are usually around 100+ vehicles from turn of the Century (that’s 1900) to present day. A perfect venue for vehicle owners to show case their pride and joy, perfect for enthusiasts, and a fun outing for families to stroll amongst decades of delightful eye candy cars+!

This year I brought my 1912 Model T Speedster and Bert Diehl brought his 1940 sedan. The vehicles are generally parked close to your year of production so we were a building away from each other.

The day is filled with curious onlookers with lots of great questions about your car. The highlight this year were 2 race cars...a 2011 Camaro parked next to a 1905 Mitchell. The Camaro will go 150mph+ and the Mitchell 75mph. The Mitchell owner would start up his beautiful blue and brass car and just watching that 109 year engine idle with exposed rocker arms going up and down and a perfect chug a chug of a nicely tuned motor was a delight!



Take a look at the photos. In years past we have had 5+ club members with their cars. We’ll calendar it for 2015 so you can plan accordingly. The registration is in the Fall and there are a limited amount of spaces available.







**February 20 - APACHE JUNCTION; ELKS CLUB CAR SHOW**

*By: Sandy Hart*

On Thursday, February 20 the Apache Junction Elks club put on their annual Beer and Brat party. This was sponsored by the Model A club, but they invited us to participate. We had four Model T's, Jack Forsell in his Fordor, Austin and Lynn Graton in their Speedster, John and Lorna Jackson in their Touring and Larry and Sandy Hart in their Touring. Austin and Lynn also brought their '65 Mustang.

There was lots of entertainment during the day and the food is always good. Members enjoyed sharing their cars with the public and listening to stories they had to tell. It is always fun to see old friends and make new ones.

**FEBRUARY 22 - APACHE JUNCTION; LOST DUTCHMAN PARADE**

*By: Sandy Hart*

The morning was sunny as the members started arriving at the Hart's in their vehicles. Coffee, Juice and Krispy Kremes awaited the guests upon arrival. Dale had a small problem with his car and the men set about fixing it with him.

By 8:15, it was time to get loaded up to head to the parade route. Tom Hoverson, Ron Johnston, Tim, Melissa, Eric, Madison, Kaleb and Brooklyn Barnett found spots in vehicles so they could join the fun. We found our spot in Division 1, #21 and waited for our turn. At about 9:15 we were given the signal to start your engines. We were led by John and Lorna Jackson in their '25 Touring, Larry and Sandy Hart in their '23 Touring, Bill and Kae Allen in their '24 Open Express which Bill had put together at the end of season last year, Tom and Joan Auterman in 1930 Model A, Mel and Lorie Poppe in the Graton's '25 Tudor, Dale Guenther and Marcia Taillefer in '24 Fordor, Bob and Susan Stone with guests Jim and Deneysel Jennings in the Stone's '25 Touring, Jack and Loraine Forsell in '28 Tudor, Jim and Barb Thyr in Model A, Jim Wall Gerald Hurysz in Gerald's pretty red and brass '13 Touring, Austin and Lynn Graton in their red speedster, Steve Nissle and family in '23 Touring, Ed and Dolores Stolinski in '39 Ford, and J. Walker in '25 Blue Speedster (Ed's old car). The cars again proved to be a crowd pleaser as we passed to clapping, thumbs up and huge smiles from young and old.

After the parade, we headed back to the Hart's where President Steve had us line up the cars and people for pictures, John and Jan Peterson in their '24 Tudor Sedan and Stephanie and Jessica Linney joined us. In all we had 12 Model T's, 2 Model A's and a '39 Ford We had a total of 45 people participate in this fun event.

We enjoyed a potluck meal in the shade after all the pictures were taken. The group enjoyed visiting and sharing information about the cars and the upcoming event to Prescott. Thank you to all that participated to help make this event one to remember.

---



FEBRUARY 22 - APACHE JUNCTION; LOST DUTCHMAN PARADE





FEBRUARY 22 - APACHE JUNCTION; LOST DUTCHMAN PARADE





FEBRUARY 22 - APACHE JUNCTION; LOST DUTCHMAN PARADE



**February 27 - APACHE JUNCTION; Howard Down's T Clinic at Austin Graton's**

*By: Austin Graton*

We held a work session on Thursday, February 27th to fix some noted deficiencies on Howard Downs '27 T Roadster. A small team consisting of Austin, Bill Allen, Jerry Griffin, Tom Auterman, Bob Stone and Jack Forsell assembled at the Graton's to prep Howard's T for selling.

I had prepared a list of about 12 items that we knew needed to be repaired. However, as we further evaluated the car and began correcting the known deficiencies, we began to find more items that needed attention. At this point the list got longer. While moving the car by pulling on the front wheel spokes we noted considerable vertical movement where the front yoke attaches to the pan. Upon inspection, we found that the ball of the yoke was worn to about half the size it was originally. We removed it and replaced it with a good used one I had on the shelf. The front spring shackles and bushings were badly worn so we replaced them with a new set I had on hand. The perches are also worn, but we didn't have any better ones available. They should be replaced by the new owner.

The radiator overflow tube was broken off just above the core and when we attempted to put an extension on it, the remainder crumbled away. Upon further inspection of the radiator we found seepage from the core and noted previous repairs and determined it was not serviceable. I had another on the shelf that may be serviceable which we will try when we get it running. Howard had purchased a new radiator mounting kit. When we started to install it we found the wood that supports the radiator under the hood shelf was rotted, so that needs to be replaced before we install the new radiator mounting kit.

Howard had purchased a carb repair kit, but upon inspection we found the core was probably not serviceable. I found another good used carb, so we put the kit in that one. We will know soon if that works. Oil was leaking from the pan oil plug. We found someone had put an O ring under the plug and it would not seal. Jack had a new plug gasket, so he put that on and it no longer leaks.

Joe had previously noticed that oil was leaking from the starter. Howard had bought a seal kit for it, so Jack tackled the job of installing the seal kit. After a couple of trips with Bill to his shop to press the bushing and seal in it was ready for reassembly except for the rear bearing/bushing that needs to be replaced.

Probably the most difficult thing still remaining to be fixed is the top. The fabric lacks a couple of inches from reaching the back of the seat frame where it needs to be attached. The whole top does not seem to be configured properly. The clamps that attach to the windshield stations are at a strange angle and the rear bow seems like it is too far forward. We noted the intermediate irons had been modified. Bill has some used top canvas that is in good condition we may try to fit on. Probably the simplest option will be to add some fabric to the bottom of the back section so it will attach to the frame.

Another thing we noted late was that there is very little holding the bottom seat up. There appears to be a frame piece missing that would attach to the body mounting brackets. It appears that the seat support would be mounted on top of that .

There are several things we still need to do to get the car ready to sell. We will probably set up another work session to get it finished in the near future. Thanks to all those who helped on this project.



**LOCAL CLUB EVENTS**

**EVMTFC WEBSITE**

Check out our website at:  
[evmtfc.com](http://evmtfc.com)

To see the monthly newsletter or any of the following information, click on the corresponding tab.



- Home Page including Upcoming Events**
- About EVMTFC**
- Contact Information**
- Membership Application**
- Newsletters**
- Members Cars (Our Ts)**
- 'T' Tools & Techniques**
- MTFCA**

Dave Veres can put a picture of your T on the "Our T's" page if you like - just send him a photo or several photos of your T with or without you in the photo to: [davidveres@aol.com](mailto:davidveres@aol.com)

Check out some of the features on the "T Tools & Techniques" page.

**Smile time...**

*Submitted by: Austin Graton*

So this man's wife gets caught stealing a can of sliced peaches at the grocery store. She had to appear before an old, grumpy, experienced judge to face charges. She was found guilty and the judge asked her if she had any idea how many peach slices there were in the can. The woman guesstimated that there were about 30. The judge leaned over his big, solid wood desk, looked directly into the woman's eyes and said, "You're a woman of maturity and means, and should have known better than to do something like this; and considering that, I think it appropriate to give you a little jail time, like a day for every peach slice—for a total of 30 days!" At this, her husband raised his hand, and the judge acknowledged him, and her husband said meekly, "She took a can of peas, too!"

**GENERAL MEETING REFRESHMENTS**

Refreshments will be provided by:

March 20th—McKinney & Graton

April 16th—Veres & Fellin

May 15th—

Please let Steve Nissle know which month you would be able to bring "light" refreshment snacks to our "General Meetings". You could also team up with another couple.

Be sure to wear your EVMTFC name badge at all club events.

**East Valley Model T Ford Club (EVMTFC) MEMBERSHIP DUES**

Applications for membership in the EVMTFC may be obtained from any current member or from the Vice President/Membership Chairman Tom Hoverson at 602-292-3921 or may be printed from the website at: [evmtfc.com](http://evmtfc.com)

Dues are \$20 per year and include all family members. Please make payment by check payable to East Valley Model T Ford Club. Submit application in person at any member meeting or mail it to: David Veres, Treasurer EVMTFC, PO Box 24502, Tempe AZ 85285.

John Jackson	1	Steve Linney	22
George Elms	4	Austin Graton	23
Larry Hart	5	Bill Allen	28
Tim Barnett	7	Wyatt Linney	30
Pat Edmunson	22		



**LOCAL CLUB EVENTS****MARCH 8—APACHE JUNCTION  
ANTIQUÉ ENGINE & TRACTOR SHOW**

Rodeo Park (Lost Dutchman Blvd between Idaho and Tomahawk Roads).

9:00 am—4:00 pm. 1:00pm Parade of vehicles.

Adults \$5.00. Kids (12 & under): Free

(If you bring a T, there is no charge to get in).

If you bring your T, have it in place by 9:00 am.

We will have the chuck wagon there and hamburgers, brats, and buns will be provided.

Bring a dish to share, your table service and drinks.

**MARCH 15—MESA  
RUCKSTELL CLINIC**

Meet at 8:30am at Ken Henry's located at 2702 W Kiva, Mesa (Baseline & Price).

**MARCH 22—SAN TAN VALLEY  
MODEL T CLINIC**

Meet at 9:00am at Tim Barnett's located at 28914 N Agave, San Tan Valley.

**CRUISE INS...**are regularly scheduled weekly or monthly car gatherings. Please confirm information before relying on it, locations and times can change without notice. A car club event, whether a show, race or cruise-in, is always great fun for the individual or family.

<http://nationwidecarshows.com/index.php?page=cruiseins&stateid=AZ&cityid=Phoenix>

Check the links for time and place, and the calendar, for weekly "cruisin'-ins".

<http://www.desertcruisers.com/index.php?page=events&stateid=AZ&cityid=Phoenix>

Check the dates, times and events for upcoming shows.

[www.arizonacarshows.com](http://www.arizonacarshows.com)

<http://www.arizonaautoscene.com/events>

<http://www.cruisinarizona.com/carshows.html>

**"FYI"**

*Submitted by: Steve Nissle*

Unpainted model T wheels were mounted horizontally on a vertical spindle above a circular vat partially filled with paint. The vat was raised, immersing the wheel in the paint and then partway lowered. The wheel was then spun at 540 to 720 rpm for about a minute while still within the vat but above the surface level of the paint.

After spinning, the paint was considered to be dry enough that the wheel could be handled and it was placed in a drying room for the next 24 hours. The subsequent two coats of paint were applied in a similar manner. The second coat was F-159 Black Wheel Color Varnish. This was followed by F-404 Finish Coat on Wheels. F-404 could be described as a nearly clear topcoat varnish. It contained only enough pigment to give it a dark tint. This painting process resulted in wheels that were a deep, gloss black color.



The East Valley Model T Ford Club  
invites other Arizona Model T Clubs  
to join us for the following event

## **ARIZONA'S MODEL T FORD ROUND-UP**

A gathering of the old Tin Lizzies  
in Prescott, Arizona April 4 thru 6.

Arrangements are still being made, so watch for more information. The dates and location (Prescott) are firm. Dry camping will be available without charge compliments of Whiskey Row Flivvers (Model T Ford) Club. They are also working with us to make arrangements for local hotel discounts and trailer parking.

There are a lot of great museums and sites in the area to visit as well as the schedule of events we are working on. Whiskey Row Flivvers have offered to prepare a pancake breakfast for the attendees.

### **TENTATIVE SCHEDULE OF EVENTS**

**FRI 4/4/14** Arrival and set up. Burgers or picnic lunch in the camping area for attendees arriving early. Possible local road tour in the afternoon.

**SAT 4/5/14**

**7 am to 8 am** Pancake Breakfast hosted by the Whiskey Row Flivvers Model T Club.

**9:00 am** Road tour to Harley Dave's eclectic collection of automobilia, from there on to Jim Shultz collection of over 40 Oldsmobile's followed by lunch at a local restaurant of your choice.

**2:30 – 6:00 pm** Gathering back in town at the Sharlot Hall Territorial Museum parking lot for a show of the Model T's.

**SUN 4/6/14**

**8 am to 9 am** Chuck wagon breakfast or on your own. No further events scheduled. All times are approximate until a headcount is obtained.

*Information needed from each participating club:*

Number of members interested in participating.

Number of Model T's.

Number of total attendees including family members and guests.

Number of attendees interested in a DRY camp site.

Number of attendees requiring hotel rooms.

Number of attendees wishing to participate in the pancake breakfast.

Please let Austin know at [austgrat@q.com](mailto:austgrat@q.com) with the above numbers.

\*\* Contact Austin Graton if you have a pickup and/or trailer to help trailer Ts and the chuck wagon to Prescott.

---

## BIG D AND HIS T

*By: Duane Daley*

A man and his T began a long time ago when I was in junior high. An old feller down the street had a Model T Roadster truck. I became very interested in one and knew one day I would own one too.

I remember many stories in my house growing up about my grandmother's Model T. She was one of the first ladies of Mesa to own an automobile. My father owned about 10 Model T's. He drove them when he was in high school. These cars all went to the scrap yard when World War II broke out and he was overseas. I decided to buy a Model T after the VA Hospital told me I lost my ability to learn after having two small strokes. They said the T was a good place to start .





*Submitted by: Jack Forsell*

I recently found two Model T pictures in an old album.

The one with three people is my Grandfather Charles Forsell, my father Oscar Forsell and my Aunt Esther taken in front of the house I grew up in.



The picture with the winter scene is the same car with my father next to the car and someone I do not know. Note the side curtains are on and the radiator is covered with a sack to make the engine warm up. Time period correct thermostat!

**CONVERTIBLE WEATHER! NO HEATED SEATS!**

Before I complain the next time I get into that "COLD" car,  
I'll try to remember what it was like for my grandparents and their contemporaries.

*Photos submitted by: Kae Allen & Tom & Joan Auterman*





## THE TATTERED PHOTOGRAPH

By: Marty Rickard Submitted by: Steve Nissle

She sat before me wrinkled, gray, a tear upon her cheek.  
Her head was bowed, her eyes cast down, she could hardly speak.

Her husband of half a century had taken glory's path,  
Now all she had were memories and one tattered photograph.

She looked up with beggar's eyes and asked so tenderly,  
Can you repair this photograph? It means the world to me.  
For fifty years I felt his touch, now death's torn us apart.  
This photograph is all I have to ease my aching heart.

I fixed the cracks across his face and brightened up his eye,  
And when she saw the photograph she could only cry.  
How much she sobbed. It matters not. I'll pay any fee.  
I only want a smile. I said that's good enough for me.

She squeezed my hand and paid her bill and in a solemn tone,  
She said my husband's picture is the dearest thing I own.  
The months slipped by so swiftly. I saw her now and then,  
And every time she took my hand and paid her bill again.

Then one day she passed away and I went to say goodbye,  
But when I saw her lying there, I couldn't help but cry.  
A gentle smile adorned her lips and on her lifeless breast,  
They had placed that precious photograph—it was her last request.

Stocks and bonds and diamond rings she left to fade away.  
She only took the dearest thing on that final day.  
Yes, she took that portrait with her into eternity,  
And with that special photograph went a tiny part of me.

And each of us must ne'er forget  
who share this precious craft,  
That wondrous thread of golden love,  
we weave into each photograph.

**NATIONAL EVENTS****MODEL T FORD CLUB OF AMERICA**

Are your MTFCA dues paid up? If your MTFCA member number is not listed on the roster, please call Steve N. or Dave V. with the number. The number is shown on your mailing label when you receive your *Vintage Ford* magazine.

Membership in the MTFCA includes all the privileges of the Club, including six issues of the *Vintage Ford* and one voting ballot per member-family for election of the Club's Board of Directors. Annual dues are \$40. Lifetime Memberships are available. Payment may be made by check, credit card or PayPal.

The East Valley Model T Ford Club is affiliated with and is a chapter of the Model T Ford Club of America (MTFCA), a national and international organization. Membership is strongly encouraged. As a chapter of the MTFCA, at least **50%** of our members must be members of the national club to keep our free liability insurance. Our club is doing very well in this regard, as almost all of our members belong to the national club.

**The Model T Ford Club of America**

**PO Box 126**

**Centerville IN 47330-0126**

**Phone: 765-855-5248**

**Fax: 765-855-3428**

**E-mail: [admin@mtfca.com](mailto:admin@mtfca.com)**

**Website: [www.mtfca.com](http://www.mtfca.com)**

**MARCH 8-11****Springtime Tour to Sierra Vista**

The Hidden Valley Model T Club is holding a four day tour to the Sierra Vista region of Arizona March 8-11. The schedule is: Saturday March 8, will be a simple run from Sierra Vista to Bisbee, the route out will be through Hereford, which is quite flat and a more direct route back which includes a long hill out of Bisbee, mileage is about 60 miles.

Sunday, March 9, will be run north from Sierra Vista north to visit the Kartchner Caverns, then on to Benson, then south to Tombstone and then direct back to Sierra Vista with a distance of 80 miles. Again there are no serious hills.

Monday, March 10, will be out from Sierra Vista to Patagonia for lunch through Sonoita, visit an auto restoration shop and a museum, a little dirt road and a ford then back thru the Army base over some really narrow, quiet but paved roads, with a distance of 90 miles with no serious hills.

Tuesday, March 11, will be a run from Sierra Vista out to Douglas, with lunch at the historic Gadstone hotel and back to Sierra Vista for a run of 110 miles.

The tour is open to all Model T's (and Model A's if you must). Tour cost includes Tour book, 2 entrances to Kartchner Caverns and two lunches at the Gadstone Hotel (per car with driver & passenger) \$95 Additional passengers (price each) \$41 The Group Rate (10+ rooms) will be \$75 plus tax at the Windemere, the phone number is 1-520-459-5900 and is located at 2047 South Highway 92, Sierra Vista, 85635, AZ.

For more information contact Tony Bowker at 760-789-3954.



**MORE CAR TRIVIA** Submitted By: Ken Henry

Q: What car was the first to have its radio antenna embedded in the windshield?  
A: The 1969 Pontiac Grand Prix.



Q: Where was the first drive-in movie theater opened, and when?  
A: Camden, NJ in 1933.



Q: What did the Olds designation 4-4-2 stand for?  
A: 4 barrel carburetor, 4 speed transmission, and dual exhaust.



Q: What is the fastest internal-combustion American production car?  
A: The 1998 Dodge Viper GETS-R, tested by Motor Trend magazine at 192.6 mph.



Q: What car used the first successful series-production hydraulic valve lifters?  
A: The 1930 Cadillac 452, the first production V16.



Q: What type of car had the distinction of being GM's 100 millionth car built in the U.S.?  
A: March 16, 1966 saw an Olds Toronado roll out of Lansing, Michigan with that honor.




Q: What car was the first to place the horn button in the center of the steering wheel?  
A: The 1915 Scripps-Booth Model C. The car also was the first with electric door latches.



Q: What's the only car to appear simultaneously on the covers of Time and Newsweek?  
A: The Mustang.



Q: Where was the World's first three-color traffic lights installed?  
A: Detroit, Michigan in 1919. Two years later they experimented with synchronized lights.



Q: What autos were the first to use a standardized production key-start system?  
A: The 1949 Chryslers.



Q: What U.S. production car has the quickest 0-60 mph time?  
A: The 1962 Chevrolet Impala SS 409. Did it in 4.0 seconds.



Q: What was the lowest priced mass produced American car?  
A: The 1925 Ford Model T Runabout. Cost \$260, \$5 less than 1924.



**CLASSIFIED ADVERTISING**

**FOR SALE:** 1930 Model A Deluxe, Four Door Sedan with Murray Body. New interior, rebuilt engine with new clutch. Less than 6000 miles on rebuild. New tubes and 6 Volt alternator, Turn Signal and Siren. Asking \$14,500 OBO

Bill Johnson, Lot 182, 12200 E. SR 69, Dewey, AZ 928-772-1959, 520-850-8798 cell

**FOR SALE:** I have a supply of EVMTFC magnetic signs to sell to our members. The signs measure 12 inches X 12 inches. They are priced at \$15 each. I also have some 4" EVMTFC patches for \$6 each. If you haven't purchased a club t-shirt yet with the EVMTFC logo, I have different sizes in either gray or yellow colors for \$15.

- *Dave Veres*


**FOR SALE:**

- 2 - 1926 front fenders
- 2 - 1926 rear fenders
- 2 - 1926 running boards
- 1 - set of windshield stanchions
- 2 - 1926 splash aprons
- 4 - wood 21" wheels

All of the above are original and ARE NOT rusted through. They will need to be reworked and have a few welded spots. Total price \$2,000 OBO. Call Gary Schicketanz at 480-268-7472.

**FOR SALE:** Rebuilt T short block \$1600. Various Model T parts.  
Call Steve Nissle 480-226-6883.


**FOR SALE:** Anyone interested in the most recent printing of "The Model T Ford, The Car That Changed The World" by Bruce W. McCalley, in paperback for \$30 please e-mail Tom Hoverson at [tom1757@aol.com](mailto:tom1757@aol.com)



Thank you to our advertisers. A special thank you to Berge Ford for allowing us to hold our monthly meetings at their location.

**ARIZONA MODEL A, L.L.C.**

- NEW PARTS
- USED PARTS
- SERVICE
- RESTORATION
- HOUR: TUES-FRI 9-12, 1-5
- SAT & EVES BY APPOINTMENT



SAMUEL P. GUTHRIE

15838 S. GILBERT RD., CHANDLER, AZ 85225  
(480) 782-0266

**BERGE FORD**   
"We Take Care Of Our Neighbors."



www.bergeford.com • Phone (480) 497-1111  
460 East Auto Center Drive • Mesa, Arizona 85204-6500



**RECIPE OF THE MONTH**  
**FISH CHOWDER**

*By: K. Hunt Submitted by: Austin Graton*

- 1/4 lb butter
- 3 cups chopped onion
- 3 Tablespoons flour
- 4 cups chopped potatoes (raw)
- 4 cups hot water
- 4 cups cold milk
- Salt (generous amount, 1 Tablespoon or more)
- Pepper to taste
- 1 1/2 lb white fish or oysters

1. Saute onion in butter till tender.
2. Add flour, stir and cool for a minute or two.
3. Add potatoes and hot water.
4. Bring to a boil.
5. Reduce heat - simmer 40 minutes.
6. Bake fish with a bit of milk and salt & pepper for approx. 15 min @ 350 degrees (do not over cook).
7. Flake fish, cover and keep warm on top of stove.
8. Remove potato mixture from heat.
9. Add fish and liquid, milk, salt & pepper. Mash a few times with masher to thicken.
10. Return to low heat and simmer for just a few minutes.
11. Best made day before and reheated (do not boil). Add additional salt and pepper as necessary.

Serves 6.

**EVMTFC OFFICERS**

**Steve Nissle**, President  
480-226-6883 (Board Member)

**Tom Hoverson**, Vice President/Membership  
602-292-3921 (Board Member)

**Bert Diehl**, Secretary  
480-325-6308 (Board Member)

**Dave Veres**, Treasurer  
480-897-2209 (Board Member)

**Claudia Linney**, Immediate Past President  
480-288-0726

**OTHER ASSIGNMENTS**

**Dolores Stolinski**, Historian  
480-986-0711

**Jan Peterson**, Health & Welfare/  
Smiley Person 480-969-0695

**Mel & Lorie Poppe**, Editors  
402-984-6381

“Convertible Weather - No Heated Seats”  
Another photo submitted by: Kae Allen



Do you know this gentleman?  
If so, please contact Dolores Stolinski.

